

Calyпсо

APPLICATION:

- Up light, Shadowing, Wall Wash, Silhouette, Architectural Accents

DESIGNED and CONSTRUCTED for MAXIMUM HEAT TRANSFER:

- 6061 Aluminum - Clear Anodized (SSA Model)
- 6061 Aluminum - High Performance Enamel (AB, BLK Models)
- High Performance C360 Solid Brass (BR Model)
- Tempered Mineral Glass Protective Lens

LED LIFE EXPECTANCY (TM-21 data):

- Greater than 60,000 hours (greater than 20 years at 8 hours per day)

DRIVER SYSTEM:

- External Driver reduces heat while extending the life of electronic components

INPUT VOLTAGE:

- 10.5 to 18 Volts AC

INSTALLATION and HARDWARE:

- LV180 Ground Stake included
- All stainless steel hardware

LEAD WIRES:


- SPT-2 18 gauge Tinned wire, total lead length is 46"

ELECTRONICS WARRANTY:

- 20 Years

CERTIFICATION:

- UL1838 Low Voltage Landscape Lighting



AVAILABLE FINISHES:

**Architectural Bronze (AB)
Black (BLK)**

**C360 Solid Brass (BR)
Stainless Aluminum (SSA)**







LED DATA:

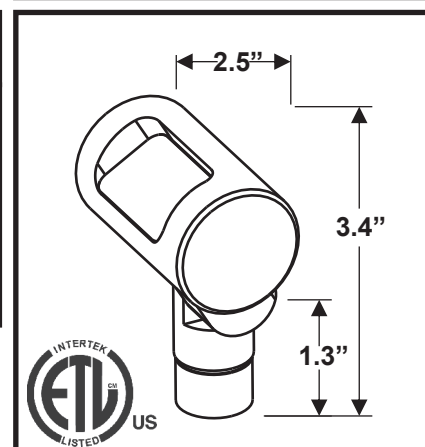
Single LED Output - 3,000K CCT Warm White

**4.6VA
3.0 Watts**

*20W
Halogen
Equivalent*

How To Order (Choose 1 Item From Each Column) ex: MWW20F AB

Model #	Wattage	Optics	Finish	Light Output
MWW	20	F_(FLOOD)	AB	White 
			BLK	AMB ¹ Amber 
			BR	BLU ¹ Blue 
			SSA	RBL ¹ Royal Blue 
				GRN ¹ Green 
				RED ¹ Red 



1 Noted Colors are *Non-Stock Items* and may require up to a 5 - 7 day lead time

2 Compatible when used with Crestron drivers, see page vi for more information

20 Watt

Width	Distance	Lux
10	3	43
17	6	11
24.5	9	5
27	12	3

Flood

ADDITIONAL FINISHES



Lux testing performed in a controlled environment using AMPROBE test equipment.

Note: Color temperature may appear to vary depending on finish of fixture.